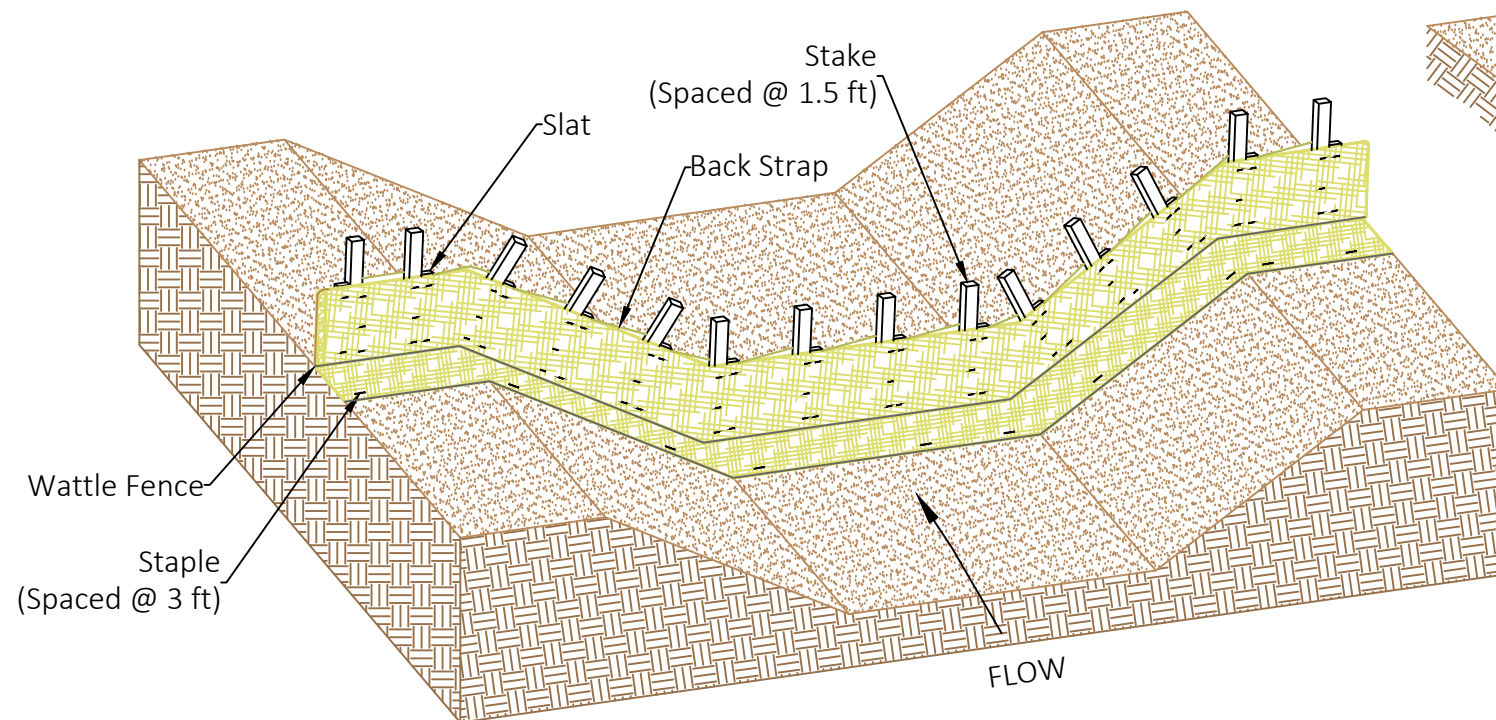
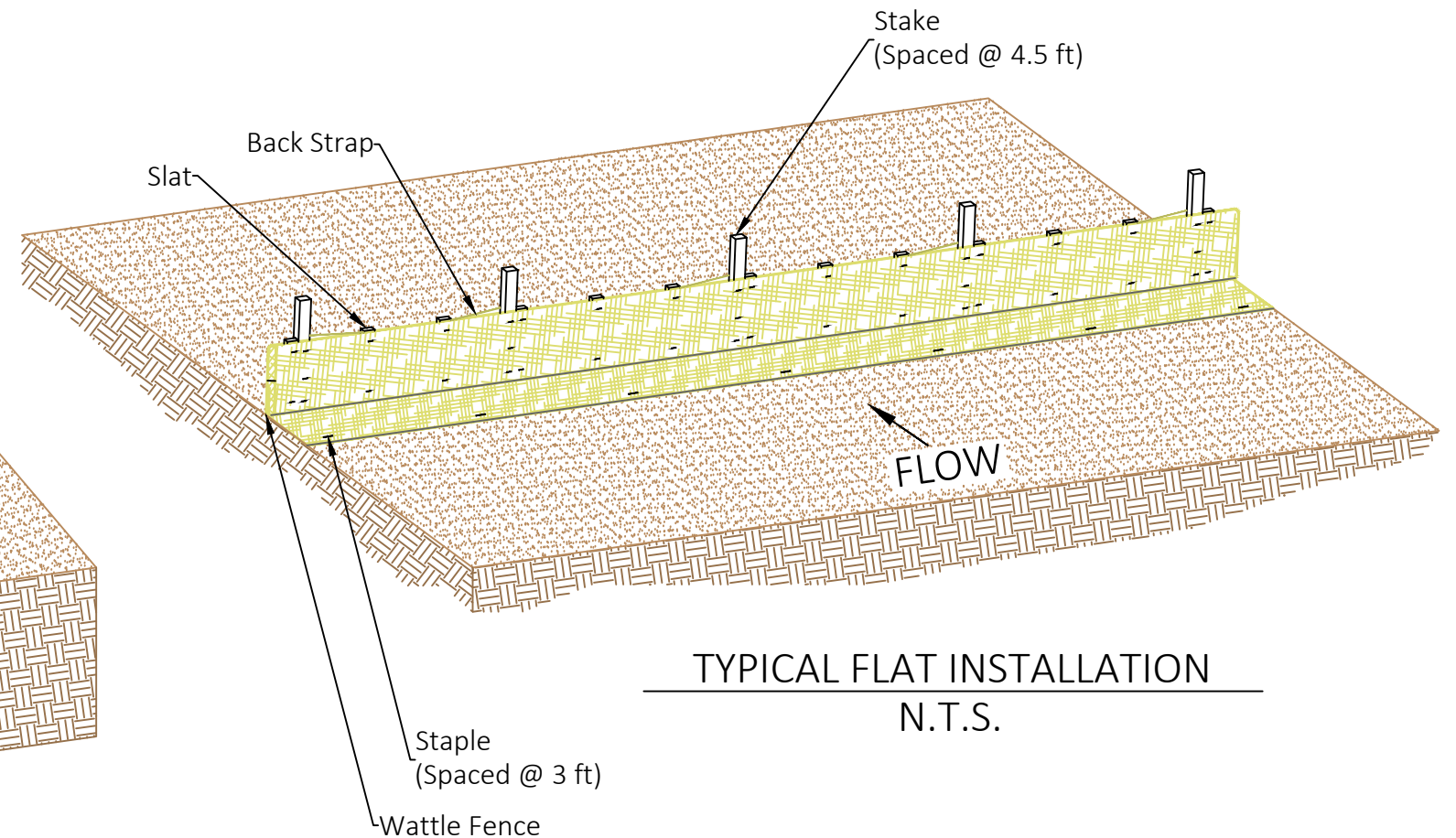


INSTALL WATTLE FENCE USING 1 STAKE  
PLACED AT EVERY SLAT.(TYP.)



TYPICAL CHANNEL INSTALLATION  
N.T.S.

INSTALL WATTLE FENCE USING 1 STAKE  
PLACED AT EVERY 3RD SLAT.(TYP.)



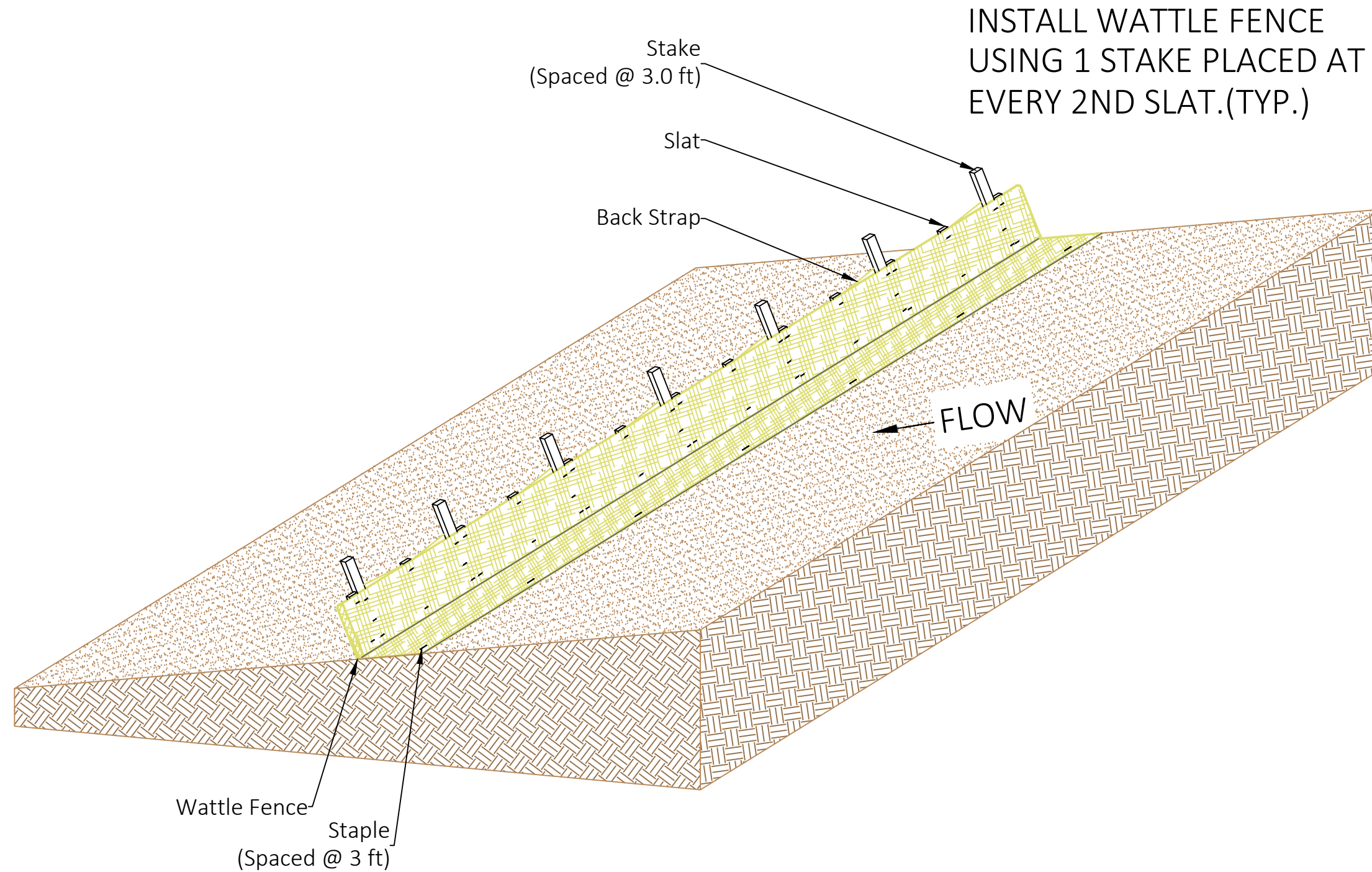
TYPICAL FLAT INSTALLATION  
N.T.S.



Project: Standard Wattle Fence Channel or Flat Ground Application

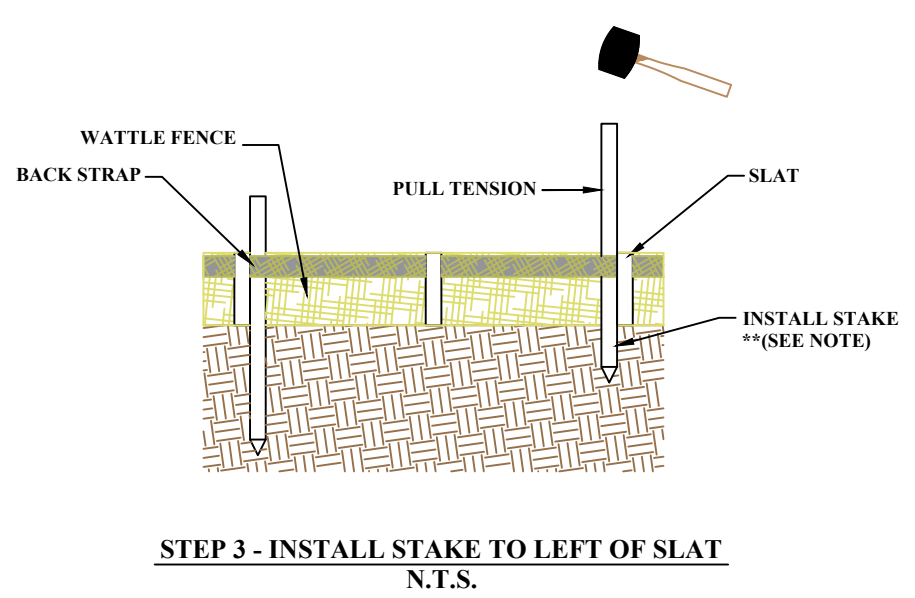
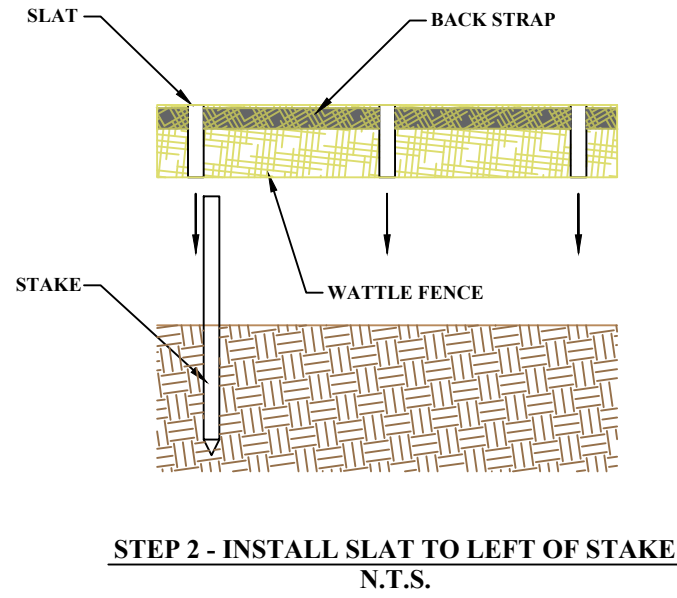
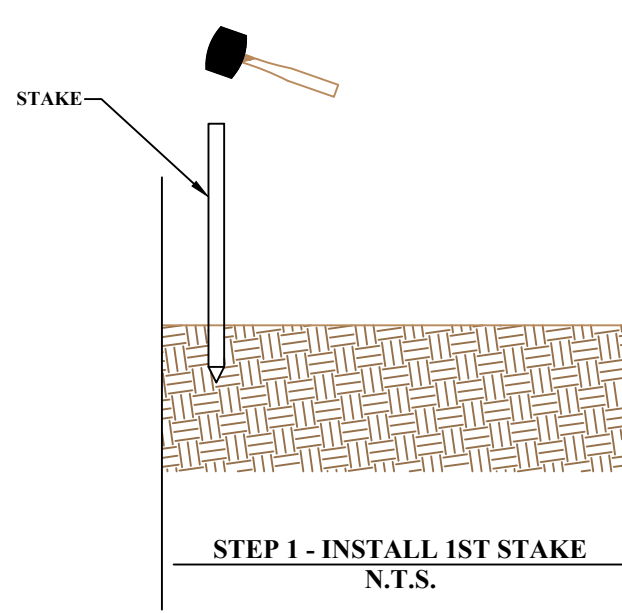
Shown: Isometric View of Slope, Fastener Placement, Some Fasteners and Vegetation Omitted for Clarity,  
Trenching and Overlap, NTS

Date: 4/19/2022  
WG: 886-540-9810  
www.westerngreen.com  
www.westernexcelsior.com  
www.nagreen.com

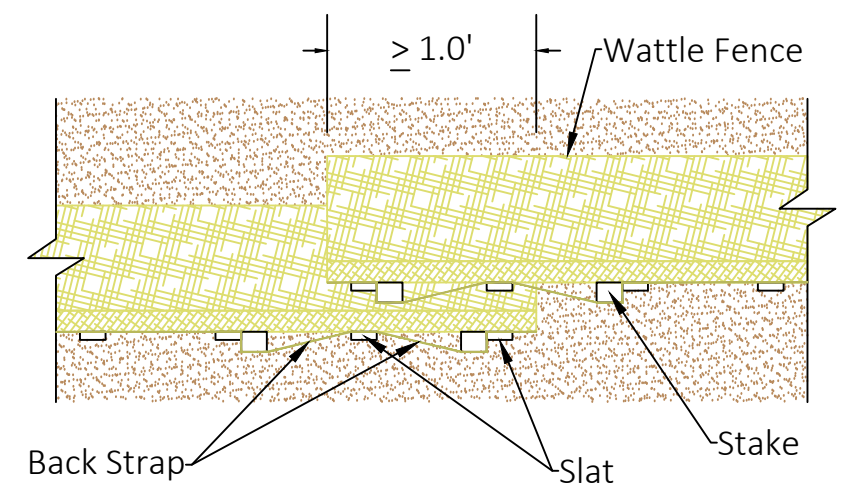
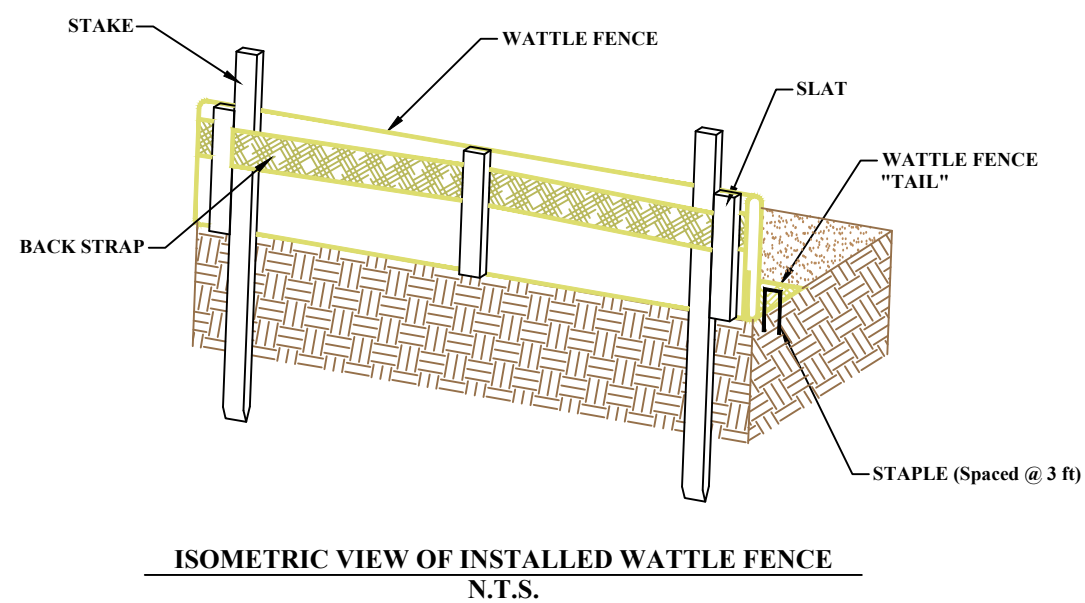
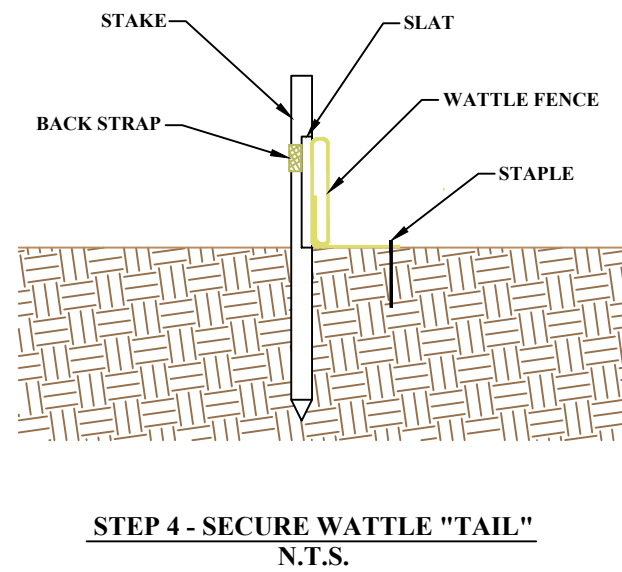


TYPICAL SLOPE INSTALLATION  
N.T.S.





**\*NOTE:**  
INSTALL STAKE BETWEEN THE FENCE AND THE BACK STRAP (WITH THE SLAT TO THE RIGHT). CREATING TENSION AND PULLING THE FENCE TIGHT.





## DISTRIBUTED BY:

ASP Enterprises, Quick Supply Co., Bowman Construction Supply & Cascade Geosynthetics are sister companies that serve customers from the Midwest, across the Rocky Mountains to the Pacific Northwest. Together we supply customers with a variety of environmental construction materials including erosion and sediment control, geosynthetics, stormwater management, drainage products, hardscapes and outdoor living, revegetation and soil amendments, waterproofing solutions and more.



We are full line distributors of environmental construction materials for all project types. Contact us for assistance with a project or a quote on products. From specification recommendations and project development to installation and completion, we're here to help with all of your site solution needs. Our warehouses are stocked with readily available inventory and we offer same and next-day deliveries.

### ASP ENTERPRISES

[aspent.com](http://aspent.com)

[salesasp@aspent.com](mailto:salesasp@aspent.com)

#### ST. LOUIS

1099 Cassens Industrial Ct.  
St. Louis, MO 63026  
636-343-4357

#### KANSAS CITY

5301 E 59th St.  
Kansas City, MO 64130  
816-554-1191

#### OMAHA

15263 Cooper St.  
Omaha, NE 68138  
402-861-8579

#### WICHITA

316-393-1554

#### WENTZVILLE

1906 E Service Rd. HWY 61 N  
Wentzville, MO 63385  
636-445-9090

### QUICK SUPPLY CO.

[quicksupplyco.com](http://quicksupplyco.com)

[salesquick@quicksupplyco.com](mailto:salesquick@quicksupplyco.com)

#### DES MOINES

6620 NW Toni Dr.  
Des Moines, IA 50313  
515-289-1271

### BOWMAN CONSTRUCTION SUPPLY

[bowmanconstructionsupply.com](http://bowmanconstructionsupply.com)

[salesbcs@bowmanconstructionsupply.com](mailto:salesbcs@bowmanconstructionsupply.com)

#### DENVER

10801 E. 54th Ave.  
Denver, CO 80239  
303-696-8960

#### COLORADO SPRINGS

2445 Wayside Ct.  
Colorado Springs, CO 80915  
719-257-7840

#### LOVELAND

4495 Woods Ave.  
Loveland, CO 80538  
970-535-0863

### CASCADE GEOSYNTHETICS

[cascadageos.com](http://cascadageos.com)

[salescascade@cascadageos.com](mailto:salescascade@cascadageos.com)

#### PORTLAND

3610 N. Suttle Rd. Bldg B  
Portland, OR 97217  
971-339-1020

#### SALT LAKE CITY

425 N. Neil Armstrong Rd.  
Salt Lake City, UT 84116  
435-276-0820

**GEOSYNTHETICS | EROSION CONTROL | STORMWATER MANAGEMENT  
REVEGETATION & SOIL AMENDMENTS | SEDIMENT CONTROL | HARDSCAPES**