

DISCOVER
more about this product



SUMMIT STONE

Summit Stone® Landscape Units' dimensional shape and multiple unit sizes make them ideal for constructing custom outdoor living features, including fireplaces, kitchens, built-in grills, seat walls, pillars, and more.


Colors

Colors shown may vary from actual hues.


SMOOTH - SOLID



VISION




BECKON




REFLECTION

SMOOTH - BLENDED



ENLIGHTEN



TIMELESS




MAJESTIC

TUMBLLED - SOLID



VISION



REFLECTION



TIMELESS



MAJESTIC

TUMBLLED - BLENDED

TUMBLLED ALSO,
AVAILABLE
IN BECKON &
TIMELESS



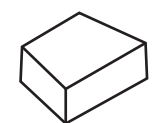
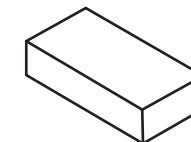
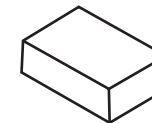
Summit Stone Landscaping Units in
Timeless and Beckon, Grand Discover in
Timeless, Elements Paving Stone in Beckon

Sizes and Dimensions

Medium
7 1/4 x 10 7/8 IN
3 5/8 HEIGHT

Large
7 1/4 x 14 1/2 IN
3 5/8 HEIGHT

Tapered
7 1/4 x 9 7/8 IN
3 5/8 HEIGHT



Compatible Caps on page 100


The color photos shown in this catalog were prepared with careful attention to accuracy. However, colors shown may vary from actual hues and should only be used as a guide. Refer to actual product samples for final color selection. Because concrete units are manufactured with high quality, naturally-mined aggregates and materials, variations in color or shading should be expected in products that are manufactured at different times and in units having different shapes. This color or shading variation is acceptable in the industry.




Summit Stone Landscaping Units in Timeless,
Grand Discover in Timeless



Summit Stone Landscaping Units in Enlighten
and Vision, Wetcast Cap in Vision



Summit Stone Landscaping Units
in Enlighten and Vision



Summit Stone Landscaping Units in Enlighten and
Reflection, Grand Discover in Allure, Elements Paving
Stones in Reflection, Crest Bullnose Pavers in Reflection



Bowman
Construction
Supply Inc.



Quick
Supply Co.



Cascade
GEOSYNTHETICS

LOCATIONS & CONTACT INFO

ASP ENTERPRISES

aspent.com
salesasp@aspent.com

BOWMAN CONSTRUCTION SUPPLY

bowmanconstructionsupply.com
salesbcs@bowmanconstructionsupply.com

QUICK SUPPLY CO.

quicksupplyco.com
salesquick@quicksupplyco.com

CASCADE GEOSYNTHETICS

cascadegeos.com
salescascade@cascadegeos.com

St. Louis, MO 636.343.4357
Omaha, NE 402.861.8579
Kansas City, MO 816.554.1191
Wichita, KS 316.393.1554

Denver, CO 303.696.8960
Colorado Springs, CO 719.257.7840
Loveland, CO 970.535.0863

Des Moines, IA
515.289.1271

Portland, OR
971.339.1020

SOLUTIONS WE SUPPLY

GEOSYNTHETICS

Filter Fabrics

Stabilization Fabrics

Geogrids

- Road Grids
- Wall Grids
- Slope Stabilization

Specialty Fabrics

Composite Geomembranes

- GCLs, PVC, HDPE, LLDPE, EPDM, Granular Bentonite

SEDIMENT CONTROL

Inlet Protection

- Grated Inlet, Curb Inlet, Area Inlet Protection

Ditch Checks

- Triangle Silt Dike
- GeoRidge

Perimeter Protection

- High and Low-Porosity Silt Fence, Straw Wattles, Silt Socks
- Safety Fence

Flocculants & Water Treatment

- Polymer-Based & Natural Flocculants

Sediment Basin Skimmers

Dewatering Bags

Trackout Control

- FODS
- Rumble Grates

Turbidity Curtains

EROSION CONTROL

Basic Hydraulically Applied Mulches

- Wood
- Paper
- Blends
- Straw

High-Performance Hydraulically

Applied Products

- BFM
- FGM
- Additives & Tackifiers

Temporary Erosion Control Blankets

- Coir & Jute Mat/Nettings
- Short-Term ECBs
- Extended-Term ECBs

Permanent Erosion Control Blankets

- Turf Reinforcement Mats
- HP-TRMs
- Anchor Reinforced Vegetation System

Structural BMPs

- Transition Mats
- Geoweb Cellular Confinement
- Composite Vegetated Armor System
- Flex MSE Vegetated Wall System
- Articulated Concrete Block
- Gabions
- Grout-Filled Geotextile Mats

Vegetation Establishment

- Native Seed & Turf Seed
- Fertilizers
- Organic Soil Additives
- Stratavault Soil Cells

STORMWATER MANAGEMENT

Water Quality

- Inlet Filter Boxes
- Pre-Treatment Chamber
- Nutrient Separating Baffle Boxes
- High-Flow Biofiltration Media
- Hydrodynamic Separators
- Stratavault

Water Quantity

- Modular Underground Storage Systems
- Chamber Detention Systems

Drainage

- HDPE Swale Liner
- Pipe & Fittings
- Drainage Composites
- Strip Drain

Inlet Structures

- PVC
- Drain Basins, In-Line Drains
- Landscape

Permeable Pavers

- Permeable Articulating Concrete Block
- Grass Pavers
- Gravel Pavers
- Concrete Pavers

SPECIALTY

Natural & Synthetic Coir Fiber Logs

Vegetated Reinforced Soil Slopes

Soil Anchors

Root Barrier System

AquaBlok

Muscle Wall

We are full line distributors of construction materials for all project types. Contact us for assistance with a project. From specification and development to installation and completion, we're here to help with all of your site solution needs.

**GEOSYNTHETICS | EROSION CONTROL | STORMWATER MANAGEMENT
SEDIMENT CONTROL | REVEGETATION & SOIL AMENDMENTS**