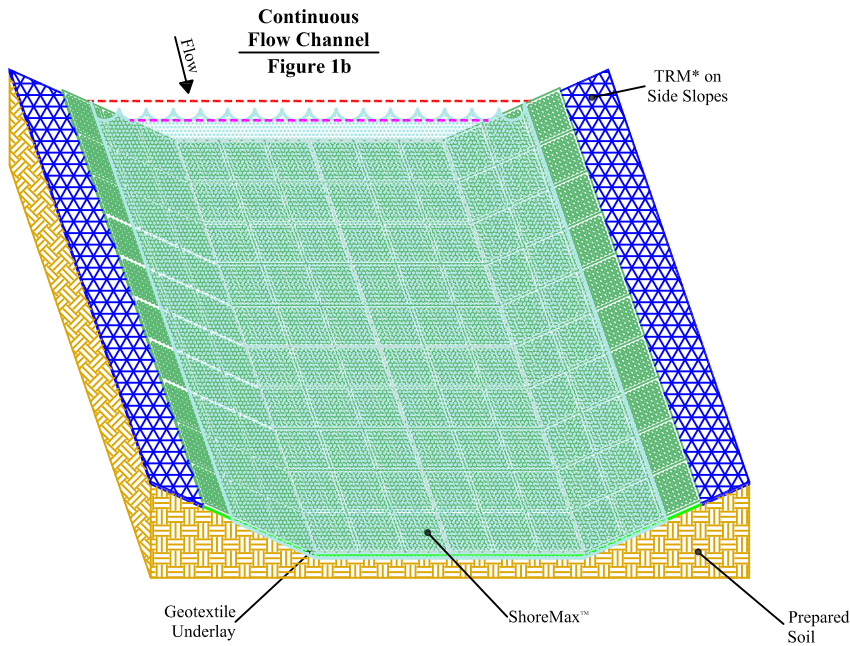


TRM* Underlay
ShoreMax™
Prepared Soil

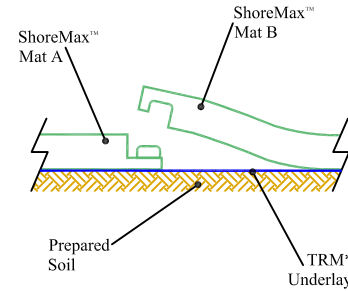


Geotextile Underlay
ShoreMax™
Prepared Soil

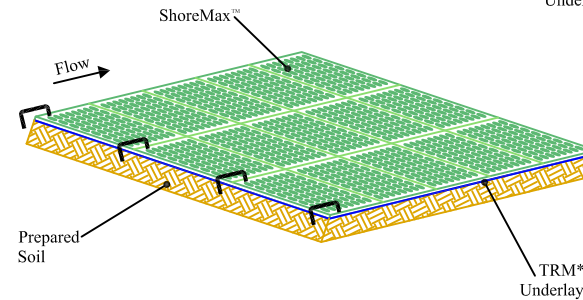
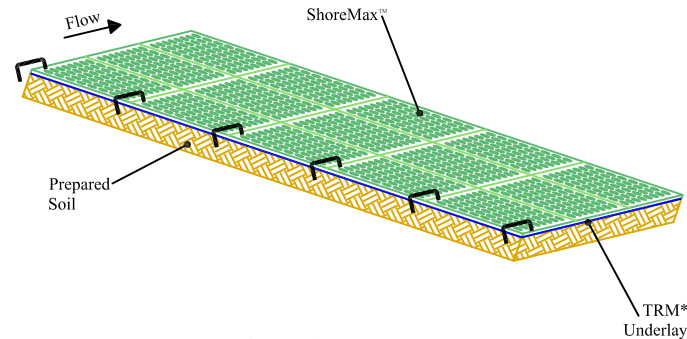
High Scour Line - - - -
Low Flow Line - - - -

**Channel/Downchute/Spillway
Plan View**

Drawing Not To Scale



**Integrated Panel
Interlock System
Figure 2**



**Leading Edge
Anchoring
Figure 3**

ShoreMax™

STEEP CHANNEL/ CHUTE/SPILLWAY DETAIL

* ShoreMax mats can be installed over a variety of underlayments including: sod, turf reinforcement mats (TRMs), geotextiles, and in some cases erosion control blankets (ECBs).

1. Prepare soil before installing erosion control products, including any necessary application of lime, fertilizer, and seed (when installing TRM or ECB underlayment).
2. Install turf reinforcement mat (TRM) over prepared soils according to manufacturer's recommendations.
3. Place ShoreMax mat in the bottom of the channel over the installed TRM (figure 1). The ShoreMax mat should be installed up to the appropriate elevation on the side slope as determined by the engineer. When using multiple panels, connect the panels using the Integrated Panel Interlock System (figure 2). ShoreMax mat can be laid in either direction.
4. For channels carrying continuous water flows, an appropriate geotextile should be placed under the ShoreMax mat for submerged applications (figure 1b).
5. Place staples/anchors in the appropriate pattern. Perimeter staples can be shared between two adjacent panels. In soft or highly erodible soils, percussion earth anchors may be required. View ShoreMax Anchoring Guide, for additional details.
6. At beginning of channel and areas where significant concentrated flows are directed onto the ShoreMax mat, place 1 staple/pin per linear foot along the leading edge of the ShoreMax system, resulting in 1 staple/pin on each corner and gridline (figure 3).



5401 St. Wendel - Cynthiana Rd.
Poseyville, IN 47633

PH: 800-772-2040
www.nagreen.com

Disclaimer:

The information presented herein is general design information only. For specific applications, consult an independent professional for further design guidance.

Drawn on: 5-4-17



DISTRIBUTED BY:

ASP Enterprises, Quick Supply Co., Bowman Construction Supply & Cascade Geosynthetics are sister companies that serve customers from the Midwest, across the Rocky Mountains to the Pacific Northwest. Together we supply customers with a variety of environmental construction materials including erosion and sediment control, geosynthetics, stormwater management, drainage products, hardscapes and outdoor living, revegetation and soil amendments, waterproofing solutions and more.



We are full line distributors of environmental construction materials for all project types. Contact us for assistance with a project or a quote on products. From specification recommendations and project development to installation and completion, we're here to help with all of your site solution needs. Our warehouses are stocked with readily available inventory and we offer same and next-day deliveries.

ASP ENTERPRISES

aspent.com

salesasp@aspent.com

ST. LOUIS

1099 Cassens Industrial Ct.
St. Louis, MO 63026
636-343-4357

KANSAS CITY

5301 E 59th St.
Kansas City, MO 64130
816-554-1191

OMAHA

15263 Cooper St.
Omaha, NE 68138
402-861-8579

WICHITA

316-393-1554

WENTZVILLE

1906 E Service Rd. HWY 61 N
Wentzville, MO 63385
636-445-9090

QUICK SUPPLY CO.

quicksupplyco.com

salesquick@quicksupplyco.com

DES MOINES

6620 NW Toni Dr.
Des Moines, IA 50313
515-289-1271

BOWMAN CONSTRUCTION SUPPLY

bowmanconstructionsupply.com

salesbcs@bowmanconstructionsupply.com

DENVER

10801 E. 54th Ave.
Denver, CO 80239
303-696-8960

COLORADO SPRINGS

2445 Wayside Ct.
Colorado Springs, CO 80915
719-257-7840

LOVELAND

4495 Woods Ave.
Loveland, CO 80538
970-535-0863

CASCADE GEOSYNTHETICS

cascadageos.com

salescascade@cascadageos.com

PORTLAND

3610 N. Suttle Rd. Bldg B
Portland, OR 97217
971-339-1020

SALT LAKE CITY

425 N. Neil Armstrong Rd.
Salt Lake City, UT 84116
435-276-0820

**GEOSYNTHETICS | EROSION CONTROL | STORMWATER MANAGEMENT
REVEGETATION & SOIL AMENDMENTS | SEDIMENT CONTROL | HARDSCAPES**