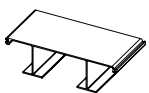


Product	Stiffness (EI) x10 ⁹ lb-in ² /ft kN-m ² /m	Allowable Moment (M) ft-lb/ft kN-m/m	Section Modulus (Z) in ³ /ft cm ³ /m	Moment of Inertia (I) in ⁴ /ft cm ⁴ /m	Thickness Web/Flange (t) in mm	Section Depth (D) in mm	Section Width (W) in mm	Standard Packaging Sheets/Bundle	Profile
SG-950	130	15,147	56.8	341	0.715	12	18	6	Z
	1,224	67.37	3,054	46,567	18.1	305	457		
SG-825	84	9,787	36.7	220	0.485	12	30	5 and 10	Box
	791	43.53	1,973	30,043	12.3	305	762		
SG-850	71	9,920	37.2	186	0.515	10	18	12	Z
	668	44.12	2,000	25,400	13.1	254	457		
SG-750	60	8,480	31.8	159	0.480	10	18	12	Z
	564	37.71	1,710	21,700	12.2	254	457		
SG-625	46	6,507	24.4	122	0.385	10	30	6 and 12	Box
	433	28.94	1,312	16,660	9.8	254	762		
CL-9900	34	5,333	20.0	90	0.35	9	24	20	Box
	320	23.72	1,075	12,290	8.90	229	610		
CL-9000	28	4,320	16.4	74	0.280	9	24	20	Box
	264	19.22	871	9,969	7.1	229	610		
SG-425	22	3,813	14.3	57	0.29	8	24	20	Box
	207	16.96	769	7,784	7.2	203	610		
FP-475	17	5,467	20.5	45	0.240/0.250	7	24	12	Flat Panel
	160	24.32	1,102	6,145	6.1/6.4	178	610		
SG-325	15	2,960	11.1	39	0.250	7	24	20	Box
	141	13.17	597	5,326	6.4	178	610		
SG-225	7	1,920	7.2	18	0.225	5	18	15	Box
	64	8.54	387	2,458	5.7	127	457		

Premium* & Standard Color Options



PROFILE:
Flat Panel™



Woodgrain Brown*



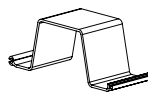
Woodgrain Green*



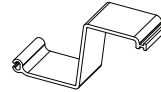
Textured Grey



Textured Clay



PROFILE: BOX



PROFILE: Z



Grey



Clay



Brown



Slate

DETERMINING ALLOWABLE MOMENT

Sample Vinyl Calculation: SG-625

$$M_a = Z \times f_b$$

$$= 24.4 \text{ in} / \text{ft}^3 \times 3,200 \text{ psi}$$

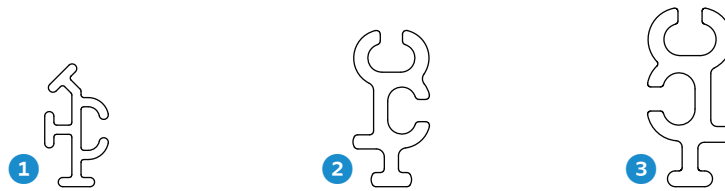
$$= 78,080 \text{ in-lbs/ft} / 12 \text{ in/ft}$$

$$= 6,507 \text{ ft-lbs/ft}$$

3,200 psi is the allowable design stress recommended by the U.S. Army Corps of Engineers.

VINYL CORNER PIECES

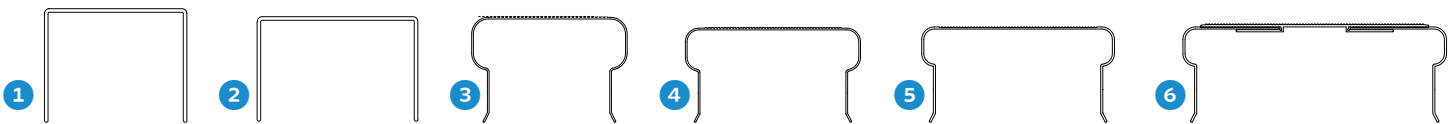
*Standard Lengths: 16 – 30 ft



CORNER	COLOR OPTIONS	RELATED SHEET PILING
1 SG 225 - 425	Grey, Clay, Brown, Slate, Woodgrain Brown	FP-475, CL-9900, CL-9000, SG-425, SG-325, SG-225
2 SG 750	Grey, Clay, Slate	SG-850, SG-825, SG-750, SG-625
3 SG 950	Grey, Clay	SG-950

CAPPING PIECES

*Standard Length: 10 - 20 ft



CAP	RELATED SHEET PILING
1 VersaCap® 7.5	SG-325, FP-475
2 VersaCap® 8.5	SG-425
3 AW-575 CAP & AW-575 STR CAP	SG-225
4 AW-850 CAP & AW-850 STR CAP	FP-475, SG-425, SG-325
5 AW-1075 CAP & AW-1075 STR CAP	SG-850, SG-750, SG-625, CL-9900, CL-9000
6 AW-1500 CAP	SG-950, SG-825



DISTRIBUTED BY:

ASP Enterprises, Quick Supply Co., Bowman Construction Supply & Cascade Geosynthetics are sister companies that serve customers from the Midwest, across the Rocky Mountains to the Pacific Northwest. Together we supply customers with a variety of environmental construction materials including erosion and sediment control, geosynthetics, stormwater management, drainage products, hardscapes and outdoor living, revegetation and soil amendments, waterproofing solutions and more.



We are full line distributors of environmental construction materials for all project types. Contact us for assistance with a project or a quote on products. From specification recommendations and project development to installation and completion, we're here to help with all of your site solution needs. Our warehouses are stocked with readily available inventory and we offer same and next-day deliveries.

ASP ENTERPRISES

aspent.com

salesasp@aspent.com

ST. LOUIS

1099 Cassens Industrial Ct.
St. Louis, MO 63026
636-343-4357

KANSAS CITY

5301 E 59th St.
Kansas City, MO 64130
816-554-1191

OMAHA

15263 Cooper St.
Omaha, NE 68138
402-861-8579

WICHITA

316-393-1554

WENTZVILLE

1906 E Service Rd. HWY 61 N
Wentzville, MO 63385
636-445-9090

QUICK SUPPLY CO.

quicksupplyco.com

salesquick@quicksupplyco.com

DES MOINES

6620 NW Toni Dr.
Des Moines, IA 50313
515-289-1271

BOWMAN CONSTRUCTION SUPPLY

bowmanconstructionsupply.com

salesbcs@bowmanconstructionsupply.com

DENVER

10801 E. 54th Ave.
Denver, CO 80239
303-696-8960

COLORADO SPRINGS

2445 Wayside Ct.
Colorado Springs, CO 80915
719-257-7840

LOVELAND

4495 Woods Ave.
Loveland, CO 80538
970-535-0863

CASCADE GEOSYNTHETICS

cascadageos.com

salescascade@cascadageos.com

PORTLAND

3610 N. Suttle Rd. Bldg B
Portland, OR 97217
971-339-1020

SALT LAKE CITY

425 N. Neil Armstrong Rd.
Salt Lake City, UT 84116
435-276-0820

**GEOSYNTHETICS | EROSION CONTROL | STORMWATER MANAGEMENT
REVEGETATION & SOIL AMENDMENTS | SEDIMENT CONTROL | HARDSCAPES**